

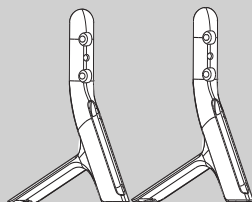
Attaching Stand / 스탠드를 연결하려면

After taking out accessories from the box, please refer to the Owner's Manual for the appropriate model to connect to.

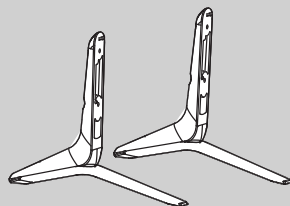
부속품을 박스로부터 꺼낸 후 해당 모델 사용자 설명서를 참조하여 연결해 주세요.

Parts / 부속품

First, check if the following parts are all present. / 먼저, 그림과 같이 부속품을 확인하세요.



ST-321T
ST-421T
ST-471T



ST-651T

Stand(2 EA)

스탠드(2 개)

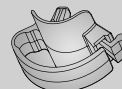


Screw(4 EA)

: Diameter 4.0 mm x
Pitch 0.7 mm x Length
14mm (Included Spring
Washer)

나사(4 개)

: 직경 4.0 mm x 피치 0.7
mm x 길이 14mm (스프링 와
셔 포함)



Stand holder (2 EA)

스탠드 홀더(2 개)



* M B M 6 4 4 5 9 0 1 *

P/NO.MBM64455901(1407-REV02)

Printed in Korea